



ESPUMA[®] with Exulock Technology Family dressings



ESPUMA[®] With Exulock technology Family (Adhesive and Non-Adhesive) is absorbent polyurethane foam dressing with uniformly distributed highly absorbing powder. The outermost layer is breathable, bacteria-proof, virus-proof and waterproof polyurethane film that protects the wound from external contamination. Upon absorption of exudates, the foam matrix forms a soft gel that allows easy removal of the dressing.

Non-Adhesive variants:

- **ESPUMA[®] Non-Adhesive:** Polyurethane foam with uniformly distributed highly absorbing powder. The upper layer is waterproof, bacteria-proof and virus-proof film.

ESPUMA[®] Non-Adhesive is available with additional superabsorbent pad between the PU foam and the upper film.

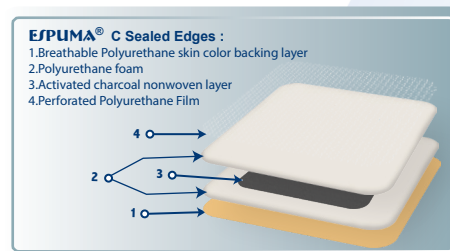


- **ESPUMA[®] Sealed edges:** The wound contact layer is non-adherent Polyurethane film laminated on the edges with the upper waterproof, bacteria-proof and virus-proof film, and having in between them the polyurethane foam.

ESPUMA[®] Sealed edges is available with additional superabsorbent pad between two layers of foam.



- **ESPUMA[®] C Sealed edges:** same as above description but with additional non-woven pad containing activated carbon, placed between two layers of foam, to adsorb offensive odour.



Adhesive variants:

- **ESPUMA[®] Adhesive:** Polyurethane foam with uniformly distributed highly absorbing powder, having an adhesive outermost Polyurethane border, so the dressing can be applied without fixation tape or secondary dressing. The upper layer is waterproof, bacteria-proof and virus-proof film. **ESPUMA[®] Adhesive** is available with additional superabsorbent pad between the PU foam and the upper film.



ESPUMA[®] with Exulock Technology Family dressings

- **ESPUMA[®] C Adhesive:** Polyurethane foam with additional non-woven layer containing activated carbon, placed between the foam and the upper film, to adsorb offensive odour.

- **ESPUMA[®] Adhesive Plus:** same composites as **ESPUMA[®] Adhesive** but with hydrocolloid adhesive on the outermost border.

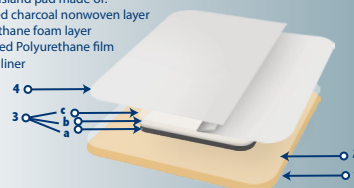
- **ESPUMA[®] Basic:** The wound contact layer is hydrocolloid adhesive laminated to the foam layer so the dressing can be applied without fixation tape or secondary dressing. The upper most layer is waterproof, bacteria-proof and virus-proof film.

- **ESPUMA[®] Basic Adhesive:** same as above description but the adhesive border is coated with hypoallergenic adhesive instead of hydrocolloid adhesive.

- **ESPUMA[®] Basic S:** The wound contact layer is perforated hydrocolloid adhesive laminated to the foam layer so the dressing can be applied without fixation tape or secondary dressing. The upper most layer is waterproof, bacteria-proof and virus-proof film.

- **ESPUMA[®] Basic S Adhesive:** same as above description but the adhesive border is coated with hypoallergenic adhesive instead of perforated hydrocolloid adhesive.

ESPUMA[®] C Adhesive :
 1.Backing layer (PU or Spunlaced nonwoven or both)
 2.Adhesive border
 3.Central island pad made of:
 a.Activated charcoal nonwoven layer
 b.Polyurethane foam layer
 c.Perforated Polyurethane film
 4.Release liner



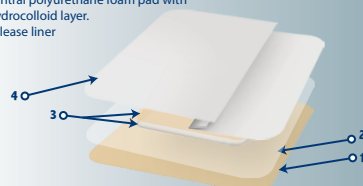
ESPUMA[®] Adhesive Plus :



ESPUMA[®] Basic :



ESPUMA[®] Basic Adhesive :
 1.Breathable polyurethane film.
 2.Adhesive border
 3.Central polyurethane foam pad with hydrocolloid layer.
 4.Release liner



ESPUMA[®] Basic S:



ESPUMA[®] Basic S Adhesive:



ESPUMA[®] with Exulock Technology Family dressings

Features:

- **High Absorption Capacity:** which increases wearing time and prevents skin maceration.
- **Contains exudate locking technology:** so reduces risk of leakage and can be used under compression.
- **Reduces risk of cross infection:** due to the waterproof, bacteria-proof and virus-proof outermost layer.
- **Breathable:** helps maintain a moist wound environment which promotes healing.
- **Non-adherent contact layer:** which allows easy removal and minimizes trauma during dressing change.
- **Additional carbon layer in some variants:** adsorbs offensive odour in case of malodorous wounds.
- **Additional superabsorbent layer in some variants:** increases the absorption capacity of the dressing for highly exuding wounds.

Intended Purpose:

ESPUMA[®] With Exulock technology Foam dressings are indicated for chronic or acute wounds with moderate to heavy exudates such as:

- Pressure ulcers, venous leg ulcers and diabetic foot ulcers.
- Surgical wounds, donor sites, traumatic wounds, malignant wounds, graft sites.
- First and second-degree burns.
- Suitable for use under compression bandaging.

ESPUMA [®] NON-ADHESIVE	Size	Pieces/Box	Boxes/Case	Case Dimensions
ESPUMA5050	50x50 mm	10	48	
ESPUMA6565	65x65 mm Tracheostomy	10	48	
ESPUMA7575	75x75 mm	10	48	
ESPUMA75100	75x100 mm	10	48	
ESPUMA20300	20x300 mm Cavity	5	24	
ESPUMA100100	100x100 mm	10	48	
ESPUMA100120	100x120 mm	5	24	
ESPUMA100150	100 x 150 mm	5	24	
ESPUMA100200	100 x 200 mm	5	24	
ESPUMA100250	100x250 mm	5	24	
ESPUMA100300	100x300 mm	5	24	
ESPUMA100350	100x350 mm	5	24	
ESPUMA150150	150 x 150 mm	5	24	
ESPUMA150200	150x200 mm	3	24	
ESPUMA150250	150x250 mm	3	24	
ESPUMA200200	200 x 200 mm	3	24	
ESPUMA200300	200 x 300 mm	3	24	
ESPUMA200400	200x400 mm	3	24	
ESPUMA200500	200x500 mm	3	24	
ESPUMA130200	130x200 mm heel butterfly	3	24	
ESPUMA8080	80 x 80 mm Tracheostomy	10	48	
ESPUMA6080	60x80 mm Tracheostomy	10	48	
ESPUMA8090	80x90 mm Tracheostomy	10	48	
ESPUMA9090	90x90 mm Cavity	10	48	
	90x90 mm Tracheostomy			
ESPUMA50	50Ø mm circular	10	48	
ESPUMA100	100Ø mm circular	10	48	
ESPUMA2590	25x90 mm Cavity	5	24	
ESPUMA20400	20x400 mm Cavity	1	48	

ESPUMA[®] with Exulock Technology Family dressings

ESPUMA [®] NON-ADHESIVE	Size	Pieces/Box	Boxes/Case	Case Dimensions
ESPUMA20450	20x450 mm Cavity	1	48	
ESPUMA25450	25x450 mm Cavity	1	48	
ESPUMA50400	50x400 mm Cavity	1	48	
ESPUMA25400	25x400 mm Cavity	1	48	
ESPUMA165180	165 x 180 mm Concave	3	24	
ESPUMA220220	220 x 220 Sacral	3	24	
ESPUMA120130	120x130 mm heel	3	24	
ESPUMA100125	100x125 mm	5	24	
ESPUMA125125	125x125 mm	5	24	
ESPUMA170170	170x170 mm Sacral	3	24	
ESPUMA175175	175x175 mm	3	24	
ESPUMA200250	200x250 mm	3	24	
ESPUMA300300	300x300 mm	3	24	
ESPUMA400400	400x400 mm	3	24	
ESPUMA5070	50x70 mm			
ESPUMA8888	88x88 mm			
ESPUMA90110	90x110 mm			
ESPUMA100180H	100x180 Heel			
ESPUMA6085	60x85 mm			
ESPUMA6090	60x90 mm			
ESPUMA190220	190x220 mm			
ESPUMA100600	100x600 mm			
ESPUMA170170N	170x170 mm			
ESPUMA220220N	220x220 mm			

ESPUMA[®] with Exulock Technology Family dressings

ESPUMA [®] SEALED EDGE/	Size	Pieces/Box	Boxes/Case	Case Dimensions
ESPUMAS5050	50x50 mm	10	48	
ESPUMAS7575	75x75 mm	10	48	
ESPUMAS75100	75x100 mm	10	48	
ESPUMAS100100	100x100 mm	10	48	
ESPUMAS100150	100 x 150 mm	5	24	
ESPUMAS100200	100 x 200 mm	5	24	
ESPUMAS50	50Ø mm circular	10	48	
ESPUMAS100250	100x250 mm	5	24	
ESPUMAS100300	100x300 mm	5	24	
ESPUMAS100350	100x350 mm	5	24	
ESPUMAS150150	150 x 150 mm	5	24	
ESPUMAS150200	150x200 mm	5	24	
ESPUMAS200200	200 x 200 mm	3	24	
ESPUMAS165180	165 x 180 mm	3	24	
ESPUMAS220220	220 x 220 mm Sacral	3	24	
ESPUMAS120130	120 x 130 mm Heel	3	24	
ESPUMAS200300	200x300 mm	3	24	
ESPUMAS6565	65x65 mm	3	24	
ESPUMAS100125	100x125 mm	10	48	
ESPUMAS125125	125x125 mm	5	24	
ESPUMAS170170	170x170 mm Sacral	5	24	
ESPUMAS175175	175x175 mm	3	24	
ESPUMAS200250	200x250 mm	3	24	
ESPUMASGLOVE	Glove	3	24	
ESPUMAS300300	300x300 mm	1	24	
ESPUMAS100180H	100x180 mm Heel	3	24	
ESPUMAS170170N	170x170 mm			
ESPUMAS220220N	220x220 mm			

ESPUMA[®] with Exulock Technology Family dressings

ESPUMA [®] C SEALED EDGES	Size	Pieces/Box	Boxes/Case	Case Dimensions
ESPUMACS5050	50x50 mm	10	48	
ESPUMACS7575	75x75 mm	10	48	
ESPUMACS75100	75x100 mm	10	48	
ESPUMACS100100	100x100 mm	10	48	
ESPUMACS100150	100 x 150 mm	5	24	
ESPUMACS100200	100 x 200 mm	5	24	
ESPUMACS100250	100x250 mm	5	24	
ESPUMACS100300	100x300 mm	5	24	
ESPUMACS100350	100x350 mm	5	24	
ESPUMACS150150	150 x 150 mm	5	24	
ESPUMACS150200	150x200 mm	3	24	
ESPUMACS200200	200 x 200 mm	3	24	
ESPUMACS165180	165 x 180 mm	3	24	
ESPUMACS220220	220 x 220 mm Sacral	3	24	
ESPUMACS120130	120 x 130 mm Heel	3	24	
ESPUMACS6565	65x65 mm	10	48	
ESPUMACS100125	100x125 mm	5	24	
ESPUMACS125125	125x125 mm	5	24	
ESPUMACS170170	170x170 mm	3	24	
ESPUMACS175175	175x175 mm	3	24	
ESPUMACS200250	200x250 mm	3	24	
ESPUMACS300300	300x300 mm	3	24	
ESPUMACS50	50Ø mm circular	10	48	
ESPUMACS100180H	100x180 Heel			
ESPUMACS170170N	170x170 mm			
ESPUMACS220220N	220x220 mm			

ESPUMA[®] with Exulock Technology Family dressings

ESPUMA [®] ADHESIVE	Size	Pieces/Box	Boxes/Case	Case Dimensions
ESPUMAADH5050	50x50 mm	10	48	
ESPUMAADH7575	75x75 mm	10	48	
ESPUMAADH75100	75x100 mm	10	48	
ESPUMAADH100100	100x100 mm	10	48	
ESPUMAADH100150	100 x 150 mm	5	24	
ESPUMAADH100200	100 x 200 mm	5	24	
ESPUMAADH100250	100x250 mm	5	24	
ESPUMAADH100300	100x300 mm	5	24	
ESPUMAADH100350	100x350 mm	5	24	
ESPUMAADH150150	150 x 150 mm	5	24	
ESPUMAADH150200	150x200 mm	3	24	
ESPUMAADH200200	200 x 200 mm	3	24	
ESPUMAADH165180	165x 180 mm Concave	3	24	
ESPUMAADH220220	220 x 220 mm Sacral	3	24	
ESPUMAADH6565	65x65 mm	10	48	
ESPUMAADH100125	100x125 mm	5	24	
ESPUMAADH125125	125x125 mm	5	24	
ESPUMAADH170170	170x170 mm Sacral	3	24	
ESPUMAADH175175	175x175 mm	3	24	
ESPUMAADH7585	75x85 mm			
ESPUMAADH7090	70x90 mm			
ESPUMAADH100180	100x180 mm Heel			
ESPUMAADH140185	140x185 mm			
ESPUMAADH75200	75x200mm			
ESPUMAADH90110	90x110mm			
ESPUMAADH190220	190x220mm			
ESPUMAADH220220N	220x220mm			
ESPUMAADH170170N	170x170mm			
ESPUMAADH200265H	200x265mm Heel			
ESPUMAADH125225	125x225mm			

ESPUMA[®] with Exulock Technology Family dressings

ESPUMA [®] C ADHESIVE	size	Pieces/Box	Boxes/Case	Case Dimensions
ESPUMACADH5050	50x50 mm	10	48	
ESPUMACADH7575	75x75 mm	10	48	
ESPUMACADH75100	75x100 mm	10	48	
ESPUMACADH100100	100x100 mm	10	48	
ESPUMACADH100150	100 x 150 mm	5	24	
ESPUMACADH100200	100 x 200 mm	5	24	
ESPUMACADH100250	100x250 mm	5	24	
ESPUMACADH100300	100x300 mm	5	24	
ESPUMACADH100350	100x350 mm	5	24	
ESPUMACADH150150	150 x 150 mm	5	24	
ESPUMACADH150200	150x200 mm	3	24	
ESPUMACADH200200	200 x 200 mm	3	24	
ESPUMACADH160180	160 x 180 mm Concave	3	24	
ESPUMACADH165180	165 x 180 mm Concave	3	24	
ESPUMACADH220220	220 x 220 mm Sacral	3	24	
ESPUMACADH200300	200x300 mm	3	24	
ESPUMACADH6565	65x65 mm	10	48	
ESPUMACADH100125	100x125 mm	5	24	
ESPUMACADH125125	125x125 mm	5	24	
ESPUMACADH170170	170x170 mm Sacral	3	24	
ESPUMACADH175175	175x175 mm	3	24	
ESPUMACADH7585	75x85mm			
ESPUMACADH100180	100x180 mm Heel			
ESPUMACADH75200	75x200mm			
ESPUMACADH190220	190x220mm			
ESPUMACADH220220N	220x220mm			
ESPUMACADH170170N	170x170mm			
ESPUMACADH125225	125x225mm			

ESPUMA[®] with Exulock Technology Family dressings

ESPUMA [®] ADHESIVE PLUS	Size	Pieces/Box	Boxes/Case	Case Dimensions
ESPADHPLUS5050	50x50 mm	10	48	
ESPADHPLUS7575	75x75 mm	10	48	
ESPADHPLUS75100	75x100 mm	10	48	
ESPADHPLUS100100	100x100 mm	10	48	
ESPADHPLUS100150	100 x 150 mm	5	24	
ESPADHPLUS100200	100 x 200 mm	5	24	
ESPADHPLUS100250	100x250 mm	5	24	
ESPADHPLUS100300	100x300 mm	5	24	
ESPADHPLUS100350	100x350 mm	5	24	
ESPADHPLUS150150	150 x 150 mm	5	24	
ESPADHPLUS150200	150x200 mm	3	24	
ESPADHPLUS200200	200 x 200 mm	3	24	
ESPADHPLUS160180	160 x 180 mm Concave	3	24	
ESPADHPLUS165180	165 x 180 mm Concave	3	24	
ESPADHPLUS220220	220 x 220 mm Sacral	3	24	
ESPADHPLUS200300	200x300 mm	3	24	
ESPADHPLUS6565	65x65 mm	10	48	
ESPADHPLUS100125	100x125 mm	5	24	
ESPADHPLUS125125	125x125 mm	5	24	
ESPADHPLUS170170	170x170 mm Sacral	3	24	
ESPADHPLUS175175	175x175 mm	3	24	
ESPADHPLUS220220N	220x220 mm			
ESPADHPLUS170170N	170x170 mm			

ESPUMA[®] with Exulock Technology Family dressings

ESPUMA [®] BASIC	Size	Pieces/Box	Boxes/Case	Case Dimensions
ESPBASIC5050	50x50 mm	10	48	
ESPBASIC7575	75x75 mm	10	48	
ESPBASIC75100	75x100 mm	10	48	
ESPBASIC100100	100x100 mm	10	48	
ESPBASIC100150	100 x 150 mm	5	24	
ESPBASIC100200	100 x 200 mm	5	24	
ESPBASIC100250	100x250 mm	5	24	
ESPBASIC100300	100x300 mm	5	24	
ESPBASIC100350	100x350 mm	5	24	
ESPBASIC150150	150 x 150 mm	5	24	
ESPBASIC150200	150x200 mm	3	24	
ESPBASIC200200	200 x 200 mm	3	24	
ESPBASIC200300	200 x 300 mm	3	24	
ESPBASIC8080	80 x 80 mm Tracheostomy	10	48	
ESPBASIC6060	60x60 mm	10	48	
ESPBASIC6080	60x80 mm Tracheostomy	10	48	
ESPBASIC8090	80x90 mm Tracheostomy	10	48	
ESPBASIC9090	90x90 mm Cavity	10	48	
	90x90 mm Tracheostomy	10	48	
ESPBASIC50	50Ø mm circular	10	48	
ESPBASIC100	100Ø mm circular	10	48	
ESPBASIC2590	25x90 mm Cavity	5	24	
ESPBASIC20400	20x400 mm Cavity	1	48	
ESPBASIC20450	20x450 mm Cavity	1	48	
ESPBASIC25450	25x450 mm Cavity	1	48	
ESPBASIC50400	50x400 mm Cavity	1	48	
ESPBASIC25400	25x400 mm Cavity	1	48	
ESPBASIC160180	160 x 180 mm Concave	3	24	
ESPBASIC165180	165 x 180 mm Concave	3	24	
ESPBASIC220220	220 x 220 mm Sacral	3	24	
ESPBASIC120130	120 x 130 mm Heel	3	24	
ESPBASIC100125	100x125	5	24	
ESPBASIC125125	125x125 mm	5	24	
ESPBASIC170170	170x170 mm	3	24	
ESPBASIC175175	175x175 mm	3	24	
ESPBASIC200250	200x250 mm	3	24	
ESPBASIC300300	300x300 mm	3	24	

ESPUMA[®] with Exulock Technology Family dressings

ESPBASIC400400	400x400 mm	3	24	
ESPBASIC170170N	170x170 mm			
ESPBASIC220220N	220x220 mm			
ESPUMA[®] BASIC ADHESIVE	Size	Pieces/Box	Boxes/Case	Case Dimensions
ESPBASICADH5050	50x50 mm	10	48	
ESPBASICADH7575	75x75 mm	10	48	
ESPBASICADH75100	75x100 mm	10	48	
ESPBASICADH100100	100x100 mm	10	48	
ESPBASICADH100150	100 x 150 mm	5	24	
ESPBASICADH100250	100x250 mm	5	24	
ESPBASICADH100300	100x300 mm	5	24	
ESPBASICADH100350	100x350 mm	5	24	
ESPBASICADH100200	100 x 200 mm	5	24	
ESPBASICADH150150	150 x 150 mm	5	24	
ESPBASICADH150200	150x200 mm	3	24	
ESPBASICADH200200	200 x 200 mm	3	24	
ESPBASICADH160180	160 x 180 mm Concave	3	24	
ESPBASICADH165180	165 x 180 mm Concave	3	24	
ESPBASICADH220220	220 x 220 mm Sacral	3	24	
ESPBASICADH200300	200x300 mm	3	24	
ESPBASICADH6565	65x65 mm	10	48	
ESPBASICADH100125	100x125 mm	5	24	
ESPBASICADH125125	125x125 mm	5	24	
ESPBASICADH170170	170x170 mm Sacral	3	24	
ESPBASICADH175175	175x175 mm	3	24	
ESPBASICADH170170N	170x170 mm			
ESPBASICADH220220N	220x220 mm			

ESPUMA[®] with Exulock Technology

Family dressings

ESPUMA [®] BASIC J	Size	Pieces/Box	Boxes/Case	Case Dimensions
ESPBASICS5050	50x50 mm	10	48	
ESPBASICS7575	75x75 mm	10	48	
ESPBASICS75100	75x100 mm	10	48	
ESPBASICS100100	100x100 mm	10	48	
ESPBASICS100150	100 x 150 mm	5	24	
ESPBASICS100200	100 x 200 mm	5	24	
ESPBASICS100250	100x250 mm	5	24	
ESPBASICS100300	100x300 mm	5	24	
ESPBASICS100350	100x350 mm	5	24	
ESPBASICS150150	150 x 150 mm	5	24	
ESPBASICS150200	150x200 mm	3	24	
ESPBASICS200200	200 x 200 mm	3	24	
ESPBASICS200300	200 x 300 mm	3	24	
ESPBASICS8080	80 x 80 mm Tracheostomy	10	48	
ESPBASICS6060	60x60 mm	10	48	
ESPBASICS6080	60x80 mm Tracheostomy	10	48	
ESPBASICS8090	80x90 mm Tracheostomy	10	48	
ESPBASICS9090	90x90 mm Cavity	10	48	
	90x90 mm Tracheostomy	10	48	
ESPBASICS50	50Ø mm circular	10	48	
ESPBASICS100	100Ø mm circular	10	48	
ESPBASICS2590	25x90 mm Cavity	5	24	
ESPBASICS20400	20x400 mm Cavity	1	48	
ESPBASICS20450	20x450 mm Cavity	1	48	
ESPBASICS25450	25x450 mm Cavity	1	48	
ESPBASICS50400	50x400 mm Cavity	1	48	
ESPBASICS25400	25x400 mm Cavity	1	48	
ESPBASICS160180	160 x 180 Concave	3	24	
ESPBASICS165180	165 x 180 mm Concave	3	24	
ESPBASICS220220	220 x 220 Sacral	3	24	
ESPBASICS120130	120 x 130 mm Heel	3	24	
ESPBASICS100125	100x125 mm	5	24	
ESPBASICS125125	125x125 mm	5	24	
ESPBASICS170170	170x170 mm sacral	3	24	
ESPBASICS175175	175x175 mm	3	24	
ESPBASICS200250	200x250 mm	3	24	
ESPBASICS300300	300x300 mm	3	24	

- Amria - Alexandria - Egypt

Tel. : 002 03 4500264 Fax : 002 03 4500263

- Kafr-El-Zayat P.O.Box 38 Egypt


Tel. : 002 040 2545643 Fax : 002 040 2545645

E-mail : sales@pharmaplast-online.com

ESPUMA® with Exulock Technology Family dressings

ESPBASICS400400	400x400 mm	3	24	
ESPBASICS2050	20x50 mm			
ESPBASICS170170N	170x170 mm			
ESPBASICS220220N	220x220 mm			
ESPUMA® BASIC S ADHESIVE	Size	Pieces/Box	Boxes/Case	Case Dimensions
ESPBASICSADH5050	50x50 mm	10	48	
ESPBASICSADH7575	75x75 mm	10	48	
ESPBASICSADH75100	75x100 mm	10	48	
ESPBASICSADH100100	100x100 mm	10	48	
ESPBASICSADH100150	100 x 150 mm	5	24	
ESPBASICSADH100200	100 x 200 mm	5	24	
ESPBASICSADH100250	100x250 mm	5	24	
ESPBASICSADH100300	100x300 mm	5	24	
ESPBASICSADH100350	100x350 mm	5	24	
ESPBASICSADH150150	150 x 150 mm	5	24	
ESPBASICSADH150200	150x200 mm	3	24	
ESPBASICSADH200200	200 x 200 mm	3	24	
ESPBASICSADH160180	160 x 180 mm Concave	3	24	
ESPBASICSADH165180	165 x 180 mm Concave	3	24	
ESPBASICSADH220220	220 x 220 mm Sacral	3	24	
ESPBASICSADH200300	200x300 mm	3	24	
ESPBASICSADH6565	65x65 mm	10	48	
ESPBASICSADH100125	100x125 mm	5	24	
ESPBASICSADH125125	125x125 mm	5	24	
ESPBASICSADH170170	170x170 mm Sacral	3	24	
ESPBASICSADH175175	175x175 mm	3	24	
ESPBASICSADH170170N	170x170 mm			
ESPBASICSADH220220N	220x220 mm			

- Amria - Alexandria - Egypt
Tel. : 002 03 4500264 Fax : 002 03 4500263
- Kafr-El-Zayat P.O.Box 38 Egypt
Tel. : 002 040 2545643 Fax : 002 040 2545645
E-mail : sales@pharmaplast-online.com

Pharmaplast		Amria 23512, Alexandria - Egypt www.pharmaplast-online.com		Brochure artwork template no: I-TM /AR/001-6 (Version 3)				
Customer : Pharmaplast			Product name : Espuma Exulock family					
Issue date : 16-11-2016			Prepared by : Nader Nabil Zaki					
Colors : 			Dimension : A4					
Issue Number	Revision Date	Description of Change	Rationale For Change	Amended by	Effective date	Approved by		
						Artwork manager	Marketing department	RA Department
1	N/A	New Issue	N/A					
2	03/10/2018	1- Text revised 2- Adding new variants	Essential requirement					
3	16/10/2018	Amendments in table	Essential requirement					
4	13/12/2018	1- Text revised by Rania Rafaat	Essential requirement					
5	16/11/2020	Updating Text and table of sizes	to be aligned with the Technical file		29/11/2020			
6	15/07/2021	Adding new codes	to be aligned with the doc and new coding system					
7	28-11-2023	Amending typo	to be aligned with the doc and new coding system					